

Asian markets rose on Tuesday, lifted by the biggest jump in Chinese shares in more than two years. Chinese equities rose on hopes of fresh government spending, rebounding from a four-day selloff amid an ongoing trade spat with the US. Gains were led by infrastructure firms that are expected to benefit from fresh stimulus. Elsewhere, Japan's Nikkei share average closed higher, lifted by index heavyweight SoftBank as the company reported solid first-quarter results.

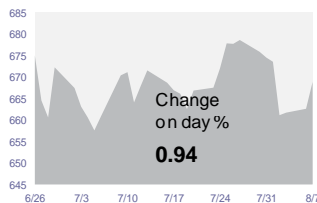
European equities ended higher on Tuesday, as investors cheered positive earnings news, while oil companies and miners also gained on firmer commodity prices. Shares in Italy's UniCredit rose as the lender reported second-quarter results that were better than expectations. The euro bounced from a near six-week low, while the sterling also recovered after Brexit fears pushed it to an 11-month low.

US equities closed higher on Tuesday, as positive corporate earnings underpinned investor sentiment, outweighing fears over an escalating trade war. The S&P 500 index moved closer to a record high, helped by technology heavyweights Amazon, Alphabet and Microsoft. Financial stocks also gained, buoyed by higher yields on the 10-year US Treasury note. Energy stocks were another outperformer, as US sanctions on Iranian goods triggered supply concerns.

US Treasury yields edged up on Tuesday, with the benchmark 10-year yield rising by 3 basis points to 2.97%.

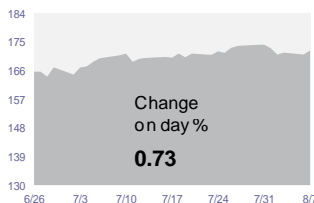
Crude oil futures gained after the imposition of US sanctions against Iran took effect on Tuesday, which could tighten global supply. **Gold** futures edged higher as the dollar eased.

Asia (ex Japan) Equity



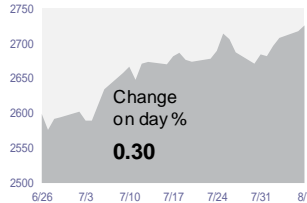
Data as of

Europe (ex UK) Equity

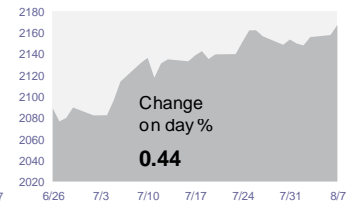


August 7, 2018

US Equity



World Equity



US Indexes	Last	% Chg	%YTD Chg
Dow Jones Industrial Average	25,628.91	0.50	3.68
Nasdaq Composite	7,883.66	0.31	14.20
S&P 500	2,858.45	0.28	6.91
S&P 500 Volatility (Vix)	10.93	-3.02	-1.00
MSCI US	2,725.23	0.30	7.10

Others	Last	% Chg	%YTD Chg
Bovespa (Brazil)	80,346.52	-0.87	5.16
Mexbol (Mexico)	49,963.87	1.31	1.23
MSCI Latin America	2,740.85	0.32	-3.09
MSCI Emerging Markets	1,079.79	0.82	-6.79

Europe Indexes	Last	% Chg	%YTD Chg
Euro Stoxx 50	3,504.37	0.60	0.01
FTSE 100 (UK)	7,718.48	0.71	0.40
DAX (Germany)	12,648.19	0.40	-2.09
CAC-40 (France)	5,521.31	0.81	3.93
FTSE MIB Index (Italy)	21,853.81	1.27	0.00
Ibex35 (Spain)	9,772.80	0.52	-2.70
MSCI Europe ex UK	172.31	0.73	0.49

Government Bonds -	Last	Net Chg	Net YTD Chg
10 Yr Benchmark (Yield/bid)	2.97	0.03	0.56
US Generic Govt 10-year	2.97	0.03	0.56
UK Govt 10-year Note Generic	1.33	0.02	0.14
German Govt Bonds 10-year	0.41	0.02	-0.02
Italy Govt Bonds 10-year	2.87	-0.04	0.85
Japan Govt Bonds 10-year	0.12	0.01	0.07
Singapore Govt Bonds 10-year	2.46	-0.01	0.45

Asia Indexes	Last	% Chg	%YTD Chg
S&P/ASX (Australia)	6,253.94	-0.30	6.01
NZX 50 Index (New Zealand)	8,875.73	-0.31	5.69
Hang Seng (Hong Kong)	28,248.88	1.54	-5.58
Hang Seng China Enterprise Index	10,866.10	1.53	-7.20
Jakarta Composite Index (Jakarta)	6,091.25	-0.16	-4.16
KLCI (Malaysia)	1,791.09	0.64	-0.32
KOSPI (Korea)	2,300.16	0.60	-6.41
PSEI (Philippines)	7,725.85	-1.17	-9.73
BSE Sensex 30 (India)	37,665.80	-0.07	10.60
SET (Thailand)	1,707.26	0.65	-2.65
Shanghai SE Composite (Shanghai)	2,779.37	2.74	-15.96
Shanghai Shenzhen CSI 300 Index (A-shares)	3,368.87	2.92	-16.42
MSCI China Index (H-shares)^	82.93	1.58	-7.19
Straits Times Index (Singapore)	3,340.00	1.66	-1.85
Topix (Japan)	1,746.05	0.76	-2.82
Nikkei 225 (Tokyo)	22,662.74	0.69	0.56
Taiwan Taiex Index (Taiwan)	10,983.44	-0.37	3.20
Ho Chi Minh Stock Index	956.79	-0.36	-2.79
MSCI Asia ex Japan	668.84	0.94	-6.25

Bond Indexes	Last	% Chg	%YTD Chg
Citigroup World Govt Bond	726.71	-0.10	-0.45
JP Morgan Asian Credit +	210.88	0.08	-1.78
JP Morgan EMBI Eurobonds +	654.02	-0.13	-3.69
Citigroup US HY Market	1,011.66	0.16	1.84
JP Morgan Asian HY Corp +	278.95	0.13	-2.96

Interest rate	Last	Net Chg	Net YTD Chg
LIBOR USD 3-month #	Holiday	Holiday	0.65

Commodities +	Last	% Chg	%YTD Chg
Oil (Light Crude)	69.17	0.23	14.53
Gold	1,209.60	0.08	-7.43

Currencies (Base Currency: 1 USD)	Last	% Chg	%YTD Chg
Euro	0.86	0.51	-3.16
Yen	111.18	0.25	1.02
Pound	0.77	0.23	-4.13
AUD	1.34	0.65	-4.99
SGD	1.36	0.30	-2.07

World Index	Last	% Chg	%YTD Chg
MSCI World Index	2166.85	0.44	3.01

Source: Eastspring Investments (Singapore) Limited., MSCI from Bloomberg in USD terms. ^MSCI China Index (H-shares): HKD. All data extracted from Bloomberg are in local currency terms except those denoted by "+", which are in USD terms. % Chg and net change refers to the change compared to previous trading day. YTD stands for year to date. # Libor rates come from British Bankers Association. NA represents not available.

Source: Eastspring Investments (Singapore) Limited

This newsletter is solely for information only and may not be published, circulated, reproduced or distributed in whole or part to any other person without the prior written consent of Eastspring Investments (Hong Kong) Limited ("Eastspring Investments Hong Kong"). This newsletter should not be construed as an offer or solicitation for the subscription, purchase or sale of any securities mentioned herein. You should not act on it without first independently verifying its contents. Any opinion or estimate contained in this newsletter is subject to change without notice. We have not given any consideration to and we have not made any investigation of the investment objective, financial situation or particular needs of the recipient or any class of persons, and accordingly, no warranty whatsoever is given and no liability whatsoever is accepted for any loss arising whether directly or indirectly as a result of the recipient or any class of persons acting on such information or opinion estimate. Past performance and the predictions, projections, or forecast on the economy, securities markets or the economic trends of the markets are not necessarily indicative of the future or likely performance of Eastspring Investments Hong Kong or any of our funds. The value and income from investments may fall as well as rise. Investment involves risk and you may not get back the amount originally invested. Eastspring Investments Hong Kong is an ultimately wholly owned subsidiary of Prudential plc of the United Kingdom. Eastspring Investments Hong Kong and Prudential plc are not affiliated in any manner with Prudential Financial, Inc., a company whose principal place of business is in the United States of America.

This newsletter is issued by Eastspring Investments (Hong Kong) Limited and have not been reviewed by the Securities and Futures Commission.